



# APRENDER SEMPRE

## 1º ANO

### ENSINO FUNDAMENTAL

### LÍNGUA PORTUGUESA

Dear student and caregiver,

To prevent the dissemination of the new coronavirus, and to preserve everyone's health, school activities were paralyzed to reduce the circulation of people. In order not to interrupt your school studies even during the period of suspension of classes, the State Secretary of Education has prepared some materials to support you at this moment.

This material is divided in two parts: one on Portuguese Language and the other one in Mathematics. Here you will find activities to enhance your knowledge. Also, two inserts are included: one with information about COVID-19 and the other one with guidelines and suggestions for you to organize a study routine and continue learning, even without going to school!

When you return to school, you must hand over the activities to your teacher. That way you can have feedback on what you managed to advance and be supported to learn even more!

Good luck with your studies!



Nome da Escola: \_\_\_\_\_

Nome do Aluno: \_\_\_\_\_

Data: \_\_/\_\_/2020

Ano/Turma 1º Ano EF \_\_\_\_\_

## ACTIVITY 1 - WHAT ARE MEMORIES?

1. READ THE TEXT BELOW WITH HELP FROM YOUR FAMILY AND SEE HOW EMÍLIA, A VERY DEAR CHARACTER IN BRAZILIAN LITERATURE, EXPLAINS WHAT MEMORIES ARE.

### EMÍLIA RESOLVE ESCREVER SUAS MEMÓRIAS. AS DIFICULDADES DO COMEÇO.

TANTO EMÍLIA FALAVA EM "MINHAS MEMÓRIAS" QUE UMA VEZ DONA BENTA PERGUNTOU:

- MAS, AFINAL DE CONTAS, BOBINHA, QUE É QUE VOCÊ EN-  
TENDE POR MEMÓRIAS?

- MEMÓRIAS SÃO A HISTÓRIA DA VIDA DA GENTE, COM TUDO  
O QUE ACONTECE DESDE O DIA DO NASCIMENTO ATÉ O DIA  
DA MORTE.

- NESSE CASO - CAÇOOU DONA BENTA - UMA PESSOA SÓ  
PODE ESCREVER MEMÓRIAS DEPOIS QUE MORRE...

- ESPERE - DISSE EMÍLIA. - O ESCRIVADOR DE MEMÓRIAS VAI  
ESCREVENDO, ATÉ SENTIR QUE O DIA DA MORTE VEM VINDO. ENTÃO PARA; DEIXA O  
FINALZINHO SEM ACABAR. MORRE SOSSEGADO.

- E AS SUAS MEMÓRIAS VÃO SER ASSIM?

- NÃO, PORQUE NÃO PRETENDO MORRER. FINJO QUE MORRO, SÓ. AS ÚLTIMAS  
PALAVRAS TÊM DE SER ESTAS: "E ENTÃO MORRI..." [...]

LOBATO, M. MEMÓRIAS DE EMÍLIA. 4. ED. SÃO PAULO: GLOBINHO, 2016.



THE WORD MEMORY IS RELATED TO THE RECOLLECTIONS OF THE FACTS THAT  
WE HAVE LIVED AND THE KNOWLEDGE THAT WE HAVE LEARNT OVER TIME.

**2.** READ THE TEXT ABOVE WITH HELP FROM YOUR FAMILY OR CAREGIVER. AFTER READING IT, TALK ABOUT WHAT YOU UNDERSTAND BY MEMORY? WHY DO WE TELL OUR MEMORIES TO ANOTHER PERSON?

- TO REPORT OUR MEMORIES TO SOMEONE, DO WE NEED TO TELL OUR WHOLE LIFE STORY OR CAN WE RECALL JUST A DIFFERENT OR SPECIAL TIME?
- HAVE YOU EVER HEARD ABOUT THE CHARACTER EMÍLIA? AND THE DO SÍTIO DO PICAPAU AMARELO? DO YOU KNOW ANY OF THEIR STORIES?
- WHAT OTHER CHARACTER-TOYS DO YOU KNOW?
- DO YOU THINK A DOLL CAN REALLY HAVE MEMORIES?

**3.** WHAT IF TOYS HAD TO WRITE THEIR MEMORIES? YOU MUST CHOOSE A TYPE OF TOY YOU LIKE AND CREATE AN EXPERIENCE LIVED BY HIM/HER.

REMEMBER THAT THEY ARE INVENTED MEMORIES! THEN YOU CAN USE YOUR CREATIVITY AND IMAGINE AMAZING SITUATIONS!

AFTER CHOOSING THE TYPE OF TOY, YOU MUST:

- NAME IT.

---



---

- INVENT HOW HE/SHE WAS BORN.

---



---

- CREATE AN EXPERIENCE LIVED BY THE TOY.

---



---



---



## MOBILE ALPHABET

4. USE MOBILE LETTERS TO WRITE THE NAME OF THE TYPE OF TOY YOU CHOSE. THEN, REGISTER THE WORD IN THE SPACE BELOW.

A. WRITE THE NAME YOU GAVE THE TOY.

B. WRITE HOW IT WAS BORN.

5. MAKE A DRAWING THAT, FOR YOU, REPRESENTS THE INVENTED MEMORY OF THE TOY YOU CHOSE.



## ACTIVITY 2 - PERSONAL PROFILE

INVENTING MEMORIES OF TOYS WAS A VERY FUN ACTIVITY. IN REAL LIFE, REGISTERING WHO WE ARE, OUR EXPERIENCES, PREFERENCES, DREAMS AND FEARS IS ALSO VERY IMPORTANT. LET'S WRITE SOME OF OUR MEMORIES ?!



1. IMAGINE THAT WE ARE GOING TO BUILD THE "WHO WE ARE" WALL. IN THIS WALL, WE WILL PRESENT OUR PERSONAL PROFILE, WITH NAME, PREFERENCES, WISHES AND DREAMS. THE OBJECTIVE IS TO REGISTER A MEMORY OF THE CLASS. FOR THIS, YOU WILL FILL IN THE FOLLOWING FORM.

MEU NOME É	
MINHA IDADE É	
MEU ANIVERSÁRIO É	
NASCI NO ANO DE	
GOSTO DE SER CHAMADO DE	
OS NOMES DAS PESSOAS COM QUEM EU MORO SÃO	
A CIDADE EM QUE EU MORO É	
A BRINCADEIRA OU BRINQUEDO MAIS LEGAL É	
MEU MAIOR SONHO É	
QUANDO CRESCER, QUERO SER	
EU DESEJO PARA O MUNDO	

2. DRAW YOUR SELF-PORTRAIT TO BE PART OF THE "WHO WE ARE" WALL.




Ilustração: Freepik

### ACTIVITY 3 - PHOTO ALBUM

TAKING PHOTOGRAPHS IS ALSO A WAY TO REGISTER MEMORIES. THEY CAN CONTAIN TRUE STORIES AND STIMULATE OUR IMAGINATION.

1. OBSERVE THE FOLLOWING PHOTOS:



Foto: Flickr.

A.



Foto: Flickr.

B.



WITH HELP FROM YOUR FAMILY, OR YOUR CAREGIVER, ANSWER:

**C.** WHICH PHOTO IS THE OLDEST? HOW DID YOU REACH THAT CONCLUSION?

---

**D.** WRITE THE NAME OF THE TOYS PICTURED IN THE FIRST PHOTO.

---

**E.** WRITE THE NAME OF THE GAME PICTURED IN THE SECOND PHOTO.

---

**2.** THE FOLLOWING PICTURES RECALL ACTIVITIES CARRIED OUT BY DIFFERENT SCHOOL CLASSES. CREATE A CAPTION FOR EACH OF THESE IMAGES. ASK FOR HELP FROM A FAMILY MEMBER TO WRITE THE SUBTITLES.



Fotos: Paula Letícia - Núcleo de Foto e Vídeo  
Educação - CM - COPED - SME.



Fotos: Paula Letícia - Núcleo de Foto e Vídeo  
Educação - CM - COPED - SME.

---





Fotos: Paula Letícia - Núcleo de Foto e Vídeo  
Educação - CM - COPED - SME.

**3.** STICK IN THE FOLLOWING SPACE A PHOTOGRAPH THAT PORTRAITS A HAPPENING OF YOUR LIFE THAT YOU WANT TO REMEMBER. IT MAY BE A BIRTHDAY, TRAVEL, VISIT, PLAY, SCARE ETC. REMEMBER TO ASK PERMISSION FROM YOUR FAMILY OR CAREGIVER. IF YOU DO NOT HAVE A PRINTED PHOTO TO PASTE, YOU CAN DRAW THIS EVENT.



WITH HELP FROM YOUR FAMILY, WRITE A SUBTITLE FOR YOUR PHOTOGRAPH.



## ACTIVITY 4 - FAIRY TALES!

YOU MUST HAVE HEARD MANY FAIRY TALES.

WHICH TALES DO YOU KNOW? WHICH ONES DO YOU LIKE THE MOST? HAVE YOU WRITTEN ANY?




THERE ARE DIFFERENT FAIRY TALES AND SOME ARE VERY WELL-KNOWN BY CHILDREN AND ALSO BY ADULTS! ARE THERE TALES UNKNOWN BY YOU?

1. WHICH FAIRY TALES HAVE YOU HEARD OF? WRITE TWO TITLES OF THE STORIES YOU LIKE THE MOST.

2. READ THE NAMES OF THE TALES LISTED BELOW AND WRITE DOWN WITH AN "X" THE ONES YOU HAVE HEARD OF.

TÍTULO DA HISTÓRIA	X
CHAPEUZINHO VERMELHO	
O GATO DE BOTAS	
CINDERELA	
A BELA E A FERA	
O PATINHO FEIO	

3. WRITE THE TITLES OF THE STORIES CORRESPONDING TO THE IMAGES.

Ilustrações: Ana Rita da Costa

4. WITH HELP FROM A FAMILY MEMBER, MAKE A LIST WITH THE TITLES OF THE FAIRY TALES YOU WOULD LIKE TO HEAR AGAIN OR TO LEARN ABOUT.

## ACTIVITY 5 - KNOWN CHARACTERS

1. REMEMBER SOME OF THE CHARACTERS OF A KNOWN FAIRY TALE "BRANCA DE NEVE". READ AND CIRCLE, ONLY THE ONES THAT ARE CHARACTERS OF THIS STORY.

SEREIA  
ANÕES  
BRANCA DE NEVE  
PRÍNCIPE  
BRUXA  
GEPETO



Ilustração: Joseane A. Ferreira



**2.** NOW THAT YOU HAVE REMEMBERED WHAT YOU KNOW ABOUT "BRANCA DE NEVE" YOU WILL WRITE AGAIN THE DIALOGUE BETWEEN THE WITCH AND THE MIRROR. WHAT IS THE QUESTION THAT THE WITCH ASKS THE MIRROR? HOW DOES IT ANSWER? READ WITH HELP FROM A PERSON OF YOUR FAMILY THE SPEECHES BELOW. IDENTIFY WHO IS SPEAKING AND REWRITE IN EACH CHARACTER BALLOON.

ESPELHO, ESPELHO,  
MEU! EXISTE  
ALGUÉM MAIS BELA  
DO QUE EU?



SIM EXISTE!  
A BRANCA DE NEVE!



Ilustrações: Pixabay

\_\_\_\_\_

\_\_\_\_\_

\_\_\_\_\_



Ilustrações: Pixabay, Freepik



Ilustrações: Freepik

\_\_\_\_\_

\_\_\_\_\_

\_\_\_\_\_

3. WITH HELP OF A FAMILY MEMBER WRITE THE NAMES OF THE CHARACTERS OF ANOTHER STORY TALE KNOWN AS "LITTLE RED RIDING HOOD" (CHAPÉUZINHO VERMELHO).



Ilustrações: Pixabay

4. IN THE LIST BELOW WE HIGHLIGHT THE TITLES OF SOME STORIES. READ OR ASK HELP FROM A FAMILY MEMBER. REMEMBER WHICH ARE THE CHARACTERS FOR EACH STORY.

CINDERELA

RAPUNZEL

A BELA ADORMECIDA

A BELA E A FERA

O PATINHO FEIO

OS TRÊS PORQUINHOS

JOÃO E O PÉ DE FEIJÃO

A PEQUENA VENDEDORA DE FÓSFOROS

O GATO DE BOTAS

A PEQUENA SEREIA

A PRINCESA E O SAPO



## ALFABETO MÓVEL - USE SEMPRE QUE PRECISAR

A	B	C	D	E
F	G	H	I	J
K	L	M	N	O
P	Q	R	S	T
U	V	X	Y	Z
A	E	I	O	U
A	E	I	O	U

